

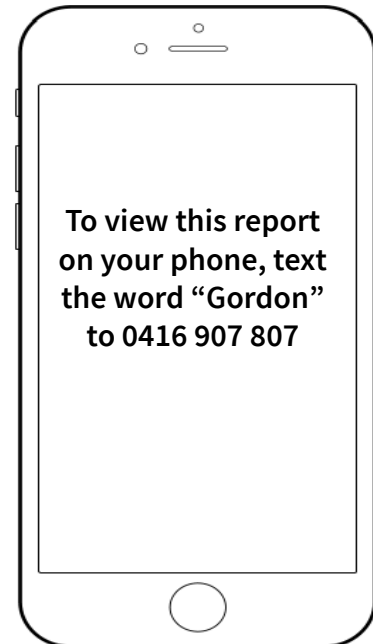
# Street Report

AUTUMN  
2016







## Gordon Cres, Wakerley

### KEY MEASURES

House Sales Last 12 mths:	4
Average Price Last 12 mths:	\$655,750
Top Price Achieved Last 12 mths:	\$678,000
Ave Price Achieved 5 Years Ago:	\$597,000
Five Year Ave Price Gain (\$):	\$58,750
Five Year Ave Price Gain (%):	10%
% Street Sold Last 5 Years:	46%
% Wakerley Sold Last 5 Years:	37%
Est. % of Owner-Occupiers in Street:	78%
Est. % Owner-Occupiers in Wakerley:	70%
Highest Ever Sale in the Street:	\$1,065,000



### LAST SIX SALES

	No.	Sold	\$	Style	Beds	Baths	Land	Pool
	42	Sep 15	678,000	Lowset	4	2	500	N
	38	Jun 15	645,000	Lowset	4	2	500	N
	52	Apr 15	660,000	Lowset	4	2	511	N
	50	Mar 15	640,000	Lowset	4	2	500	N
	40	Jan 15	540,000	Lowset	4	3	500	N
	44	Jul 14	630,000	Lowset	4	2	500	N

Data is sourced from RP Data and other public online sources

This report is also available online at: [www.ianwalkleyhomes.com/streetreports](http://www.ianwalkleyhomes.com/streetreports)

