

Street Report

Springall Place, Wakerley




AUTUMN
2016

KEY MEASURES

House Sales Last 12 mths:	0
Average Price Last 6 sales:	\$719,000
Top Price Achieved Last 6 sales:	\$820,000
Ave Price Last 6 sales Wakerley:	\$832,000
Five Year Ave Price Gain (\$):	n/a
Five Year Ave Price Gain (%):	n/a
% Street Sold Last 5 Years:	7%
% Wakerley Sold Last 5 Years:	37%
Est. % of Owner-Occupiers in Street:	67%
Est. % Owner-Occupiers in Wakerley:	70%
Highest Ever Sale in the Street:	\$820,000



LAST SIX SALES

	No.	Sold	\$	Style	Beds	Baths	Land	Pool
	26	Aug-13	702,000	Lowset	4	2	874	Y
	22	Feb-11	759,000	Lowset	4	2	903	Y
	9	Nov-10	705,000	Lowset	4	2	800	N
	29	Oct-10	702,500	Lowset	4	2	700	Y
	21	Jul-08	820,000	Two storey	4	2	800	N
	32	May-07	625,000	Two storey	4	2	609	N

Data is sourced from RP Data and other public online sources

This report is also available online at: www.ianwalkleyhomes.com/streetreports

Harcourts

Ian Walkley
Area Specialist
www.ianwalkleyhomes.com
0402 945 488

