

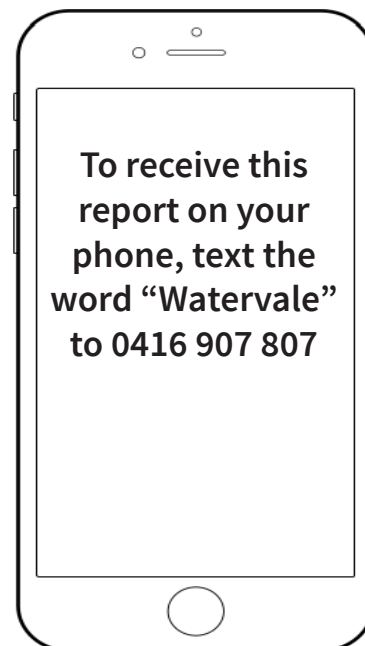
Street Report

**AUTUMN
2016**







Watervale Parade, Wakerley

KEY MEASURES

House Sales Last 12 mths:	1
Average Sale Price Last 6 sales:	\$818,600
Ave Price Last 6 Sales Wakerley:	\$706,000
Top Price Last 12 Months:	\$890,000
Top Price Five Years Ago:	\$675,000
Five Year Gain (\$):	\$215,000
Five Year Gain (%):	32%
% Street Sold Last 5 Years:	55%
% Wakerley Sold Last 5 Years:	37%
Est. % of Owner-Occupiers Street:	85%
Est. % Owner-Occupiers Wakerley:	70%
Record Sale in Street:	\$916,500



LAST SIX MARKET SALES

	No.	Sold	\$	Style	Beds	Baths	Land	Pool
	67	Dec-15	890,000	Two storey	4	2	601	Y
	87	Feb-15	790,000	Lowset	4	2	600	Y
	10	Nov-14	790,000	Lowset	4	2	630	Y
	85	Nov-14	745,000	Lowset	4	2	600	N
	41	Oct-14	780,000	Lowset	4	2	600	Y
	86	May-14	916,500	Two storey	4	2	600	Y

Data is sourced from RP Data and other public online sources

This report is also available online at: www.ianwalkleyhomes.com/streetreports

